

6834



天二科技股份有限公司

EVER OHMS TECHNOLOGY CO.,LTD.

○ **PROFESSIONAL MANUFACTURER OF CHIP RESISTOR** ○

EVER OHMS TECHNOLOGY CO.,LTD.

Investor Conference

Presenter : CEO JAY HUANG

Dec 10,2025

CONTENTS

01

Company Profile

02

Financial Results

03


Products and Customers

04

Operating Strategy In The Future

05

Q & A



Company Profile

台灣老字號 晶片電阻廠

PROFESSIONAL MANUFACTURER OF CHIP RESISTOR



Company Profile

- Company Milestone
- Management Team
- Operating Locations

Company Milestone



Management Team



Operating Locations

Kaohsiung Factory



Floor Space :19,498 square meter
Employees : 380 People

ISO9001 / ISO14001
ISO45001 / IATF16949
AEC-Q200 regulation test

Suzhou Nantong Factory



Floor Space :100,000 square meter
Employees : 700 People

ISO9001 / ISO14001
ISO45001 / IATF16949
AEC-Q200 regulation test

Taipei Office



Sales Office
Employees : 20 People

Shenzhen Office



Sales Office
Employees : 30 People



Financial Results

台灣老字號 晶片電阻廠

PROFESSIONAL MANUFACTURER OF CHIP RESISTOR

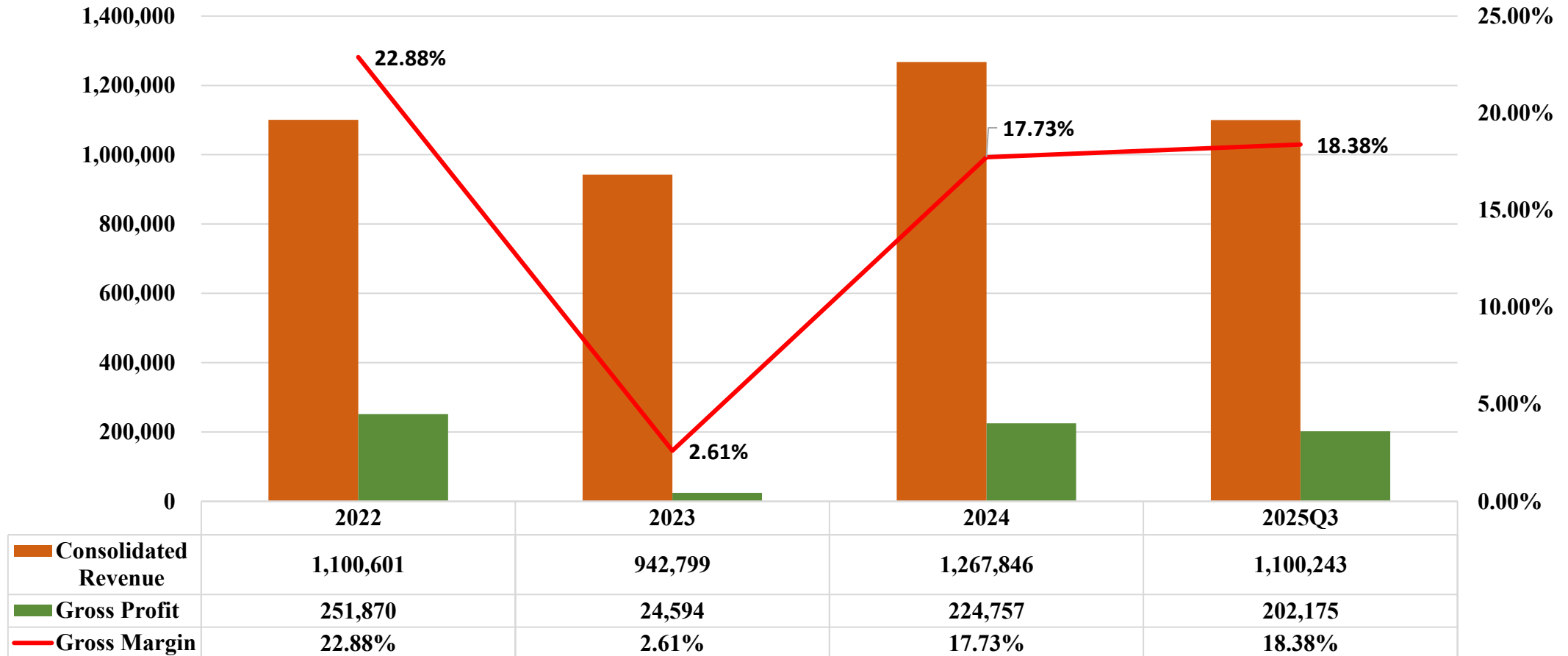
Financial Results



- Revenue & Gross Profit by Year
- Performance by Year
- Statements of Comprehensive Income

Revenue & Gross Profit by Year

Unit:NTD thousands;%



Performance by Year



Statements of Comprehensive Income

Unit:NTD thousands

	2024	2023	Diff.	Diff%
Net Revenue	1,267,846	942,799	325,047	34
Gross Margin	17.73%	2.61%	15.12	579
Operating Expenses	193,636	186,961	6,675	4
Operating Expense Ratio	15.27%	19.83%	(4.56)	(23)
Net Operating Income	31,121	(162,367)	193,488	119
Operating Profit Margin	2.45%	(17.22%)	19.67	114
Non-operating Incomes and Expenses	36,112	25,484	10,628	42
Net Income(Loss)	56,767	(96,120)	152,887	159
EPS(NTD)	0.64	(1.09)	1.73	159



Statements of Comprehensive Income

Unit:NTD thousands

	2025Q3	2024Q3	Diff.	Diff%
Net Revenue	1,100,243	936,634	215,719	23
Gross Margin	18.38%	18.35%	0.03	0.2
Operating Expenses	155,380	146,753	10,627	7
Operating Expense Ratio	14.12%	15.67%	(1.55)	(10)
Net Operating Income	46,795	25,164	21,631	86
Operating Profit Margin	4.25%	2.69%	1.56	58
Non-operating Incomes and Expenses	(18,778)	34,270	(53,048)	(155)
Net Income(Loss)	21,513	50,891	(29,378)	(58)
EPS(NTD)	0.24	0.58	(0.34)	(58)





Products and Customers

台灣老字號 晶片電阻廠

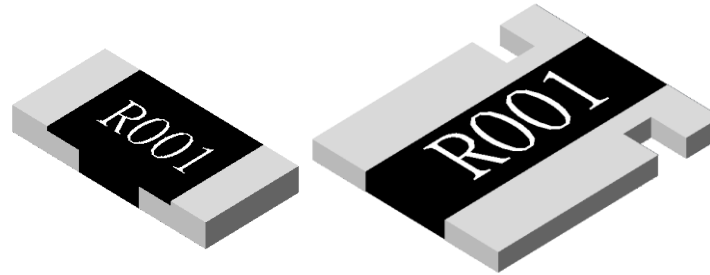
PROFESSIONAL MANUFACTURER OF CHIP RESISTOR

Products and Customers

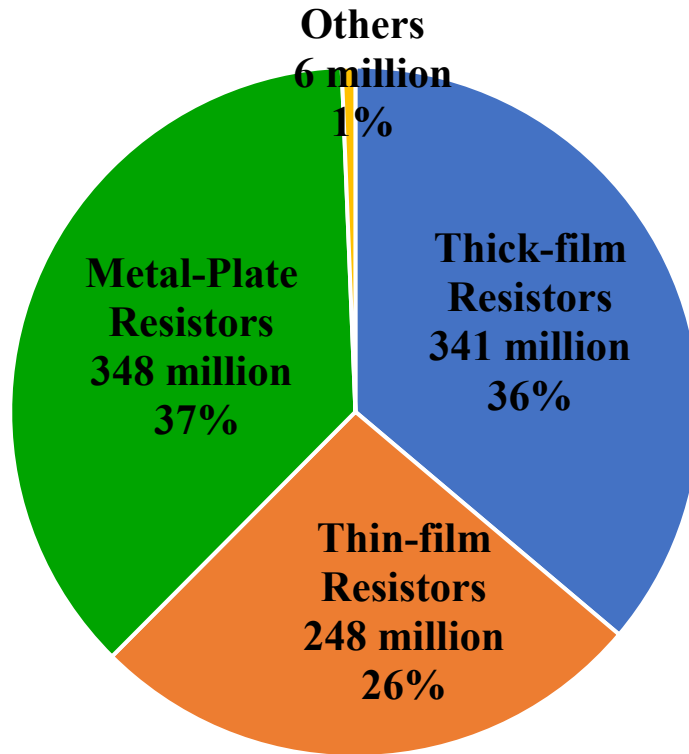
□ Revenue Breakdown by Product





□ Customer Product Applications



Revenue Breakdown by Main Product

2023

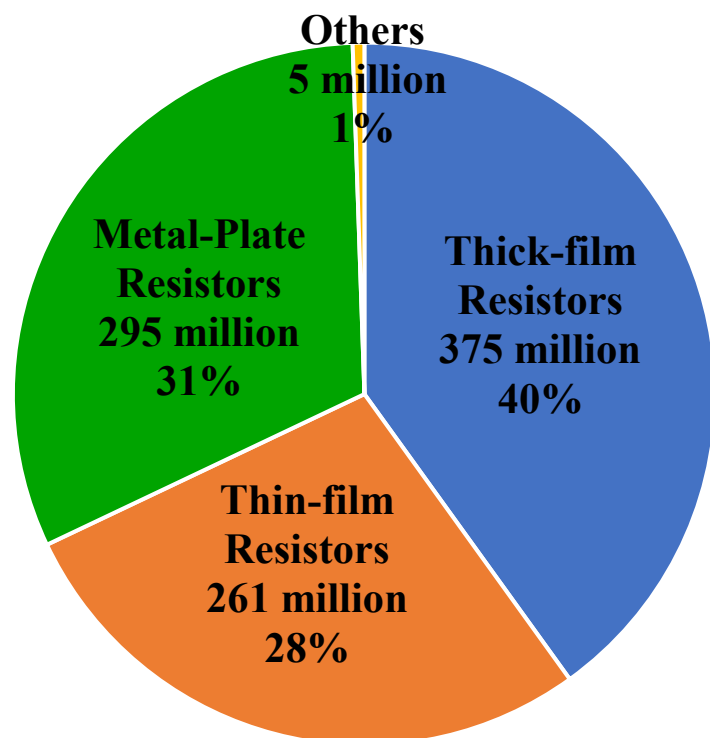
Total Revenue
943 million

**2024**


Total Revenue
1,268 million

Revenue Breakdown by Main Product

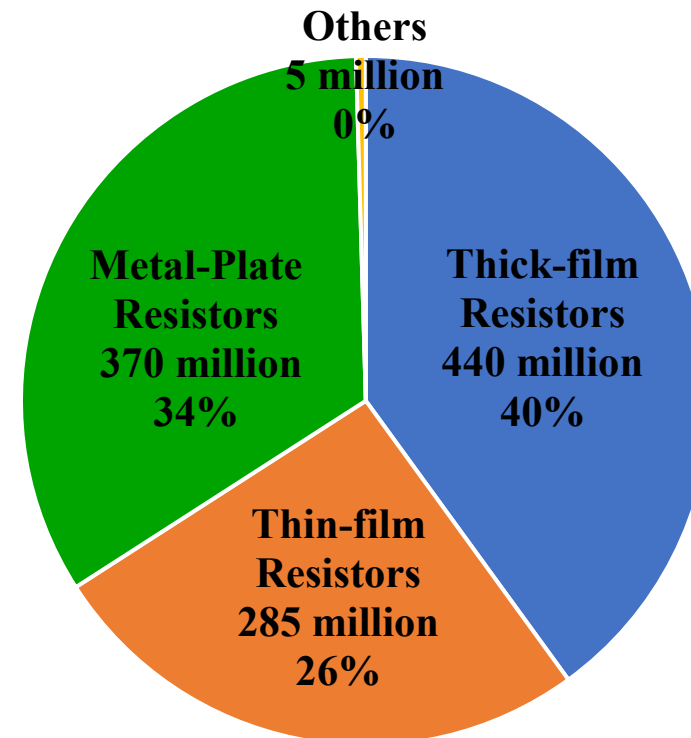
2024Q3



Total Revenue
936 million

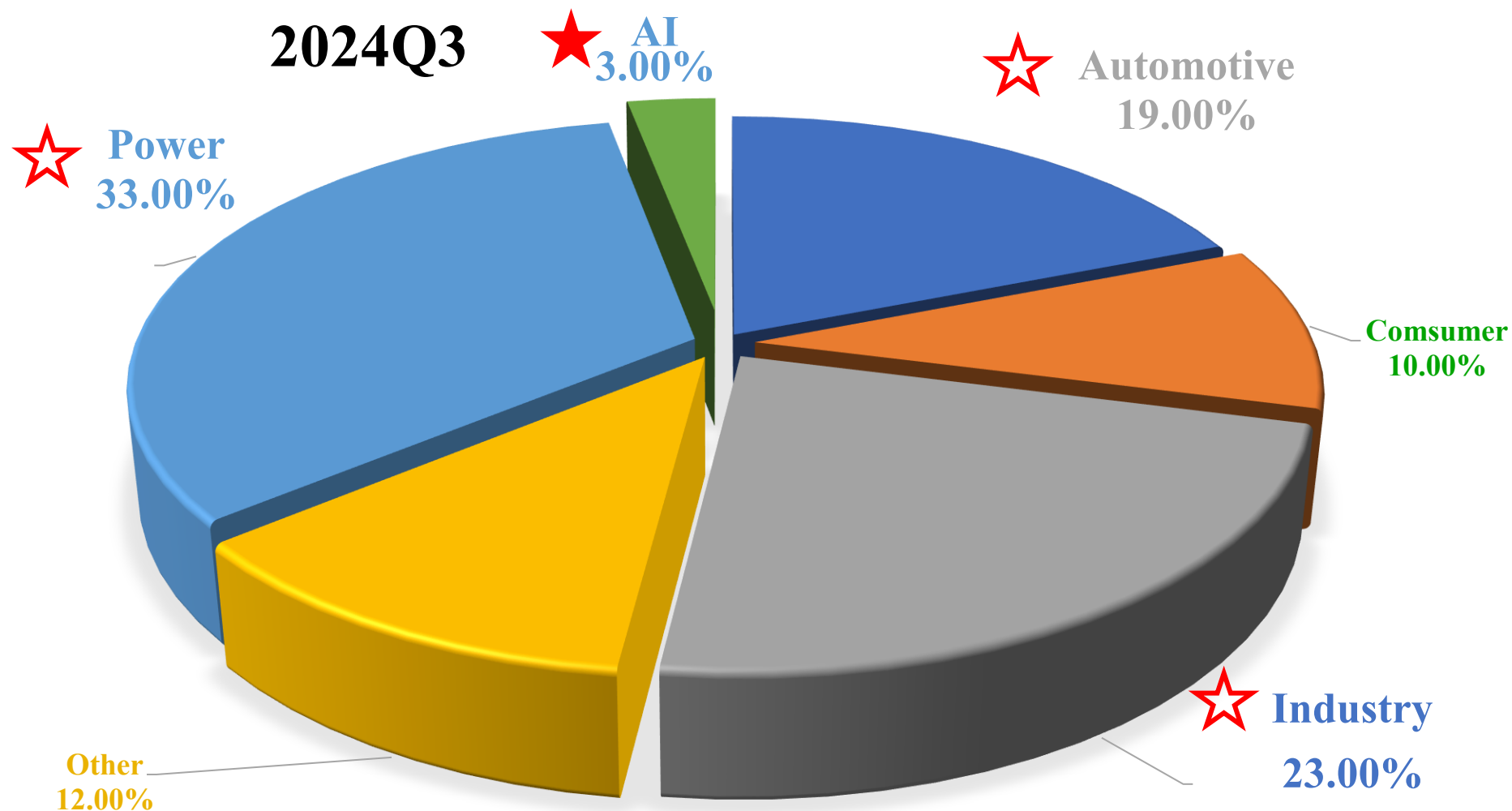


2025Q3

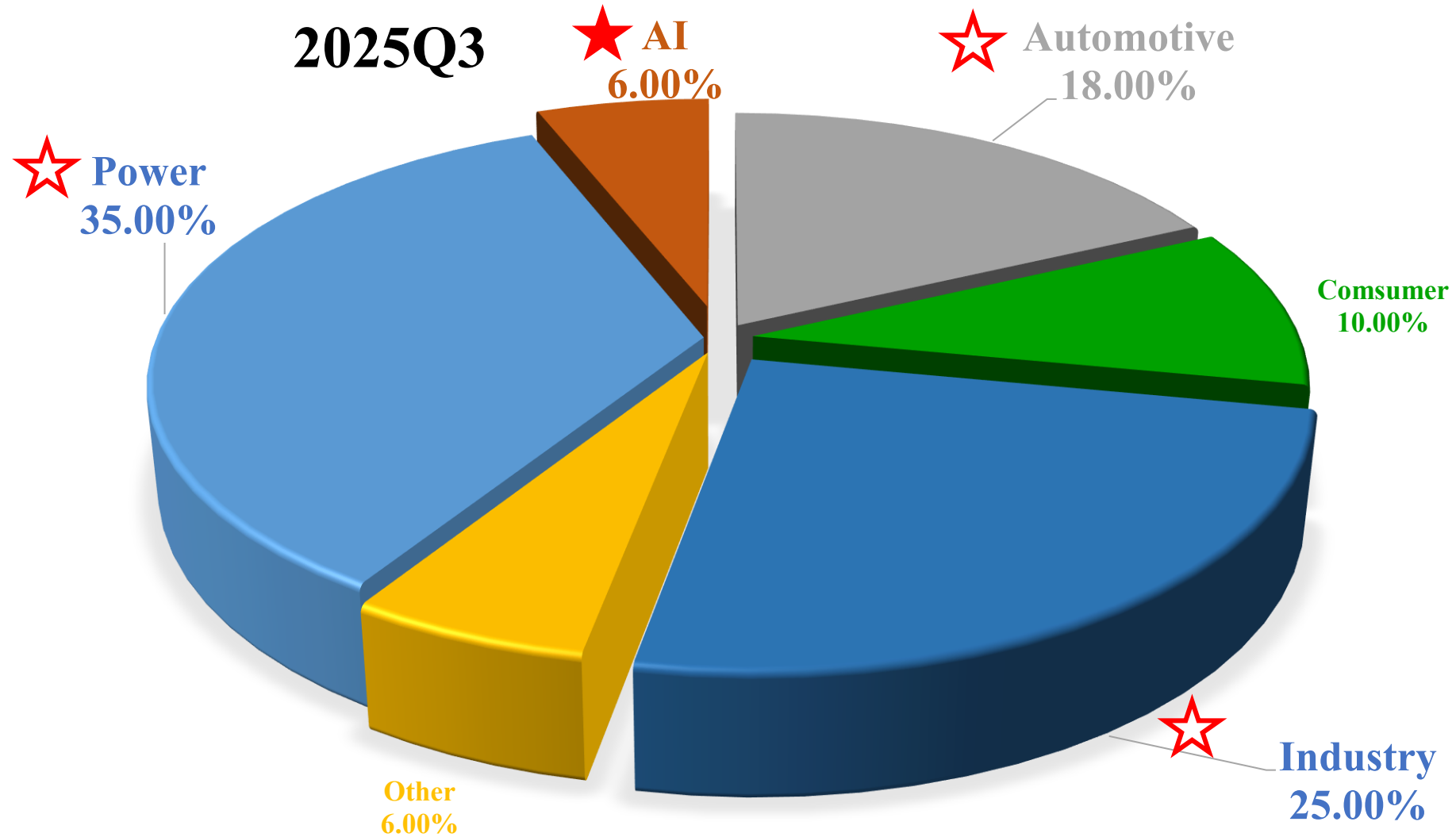


Total Revenue
1,100 million

Customer Product Applications



Customer Product Applications





Operating Strategy

In The Future

台灣老字號 晶片電阻廠

PROFESSIONAL MANUFACTURER OF CHIP RESISTOR

Operating Strategy



Operational Capacity

Capacity for each Product

01

Thick Film

Capacity : 43B pcs/Month

02

Thin Film

Capacity: 350M pcs/Month

03

Metal Alloy

Capacity: 60M pcs/Month

04

Others

Capacity: 90M pcs/Month

Production Capacity for each Factory

Kaohsiung Factory

Capacity: 8B pcs/Month

Suzhou Nantong Factory

Capacity: 35B pcs/Month

Thank you

